

Name _____

Anticipation Guide

Directions: Rate each of the following statements before you read the novel and discuss your ratings with a partner. After you have completed the novel, rate and discuss the statements again.

1 _____ 2 _____ 3 _____ 4 _____ 5 _____ 6 _____
strongly agree strongly disagree

	Before	After
1. It is impossible for someone to become invisible overnight.	_____	_____
2. Libraries are boring places to visit.	_____	_____
3. All teenagers have a hard time getting along with their parents.	_____	_____
4. It is always wrong to lie.	_____	_____
5. Blind people should be treated differently than everyone else.	_____	_____
6. Children should always expect their parents to fix their problems.	_____	_____
7. True friends stand by each other when life gets rough.	_____	_____
8. Society has a right to know about every scientific innovation.	_____	_____
9. People act differently when they know someone is watching.	_____	_____
10. Teenagers are capable of making life-changing decisions on their own without input from others, even parents.	_____	_____

Pre-Reading

Journal entry:

I woke up one morning feeling a little weird. I looked in the mirror and... I was invisible!

(continue this story for 5 minutes- what would you do?/where would you go?/who would you tell?/how would you feel?)

Name _____ Class _____

Multiple Role Sheet: **Things Not Seen** ^{FOR EACH CHAPTER} - ~~Skim Chapters 2-6~~, write notes below to prepare for discussion

Passages: Please note any words, lines, or sections of the story that “stick out” for you. These passages might be important, puzzling, curious, provocative, dubious, or well written –whatever grabs your attention.

Reactions/Connections: What were your feelings and responses to this story? Did it remind you of past experiences, people, or events in your life? Did it make you think of anything happening in the news, around school, in other stories or books you have read?

Author’s Craft: What did you notice about the author’s style, language, point of view, literary devices, or structures she/he used to create the story?

Questions: What questions came to mind while you were reading this story? Were there things you wondered about, doubted, or didn’t understand? What would you ask the author or the characters if you could talk to them?

Name _____ Class _____

Multiple Role Sheet: **Things Not Seen** - ~~Skim Chapters 26~~ ^{FOR EACH CHAPTER}, write notes below to prepare for discussion

Passages: Please note any words, lines, or sections of the story that “stick out” for you. These passages might be important, puzzling, curious, provocative, dubious, or well written – whatever grabs your attention.

Reactions/Connections: What were your feelings and responses to this story? Did it remind you of past experiences, people, or events in your life? Did it make you think of anything happening in the news, around school, in other stories or books you have read?

Author’s Craft: What did you notice about the author’s style, language, point of view, literary devices, or structures she/he used to create the story?

Questions: What questions came to mind while you were reading this story? Were there things you wondered about, doubted, or didn’t understand? What would you ask the author or the characters if you could talk to them?

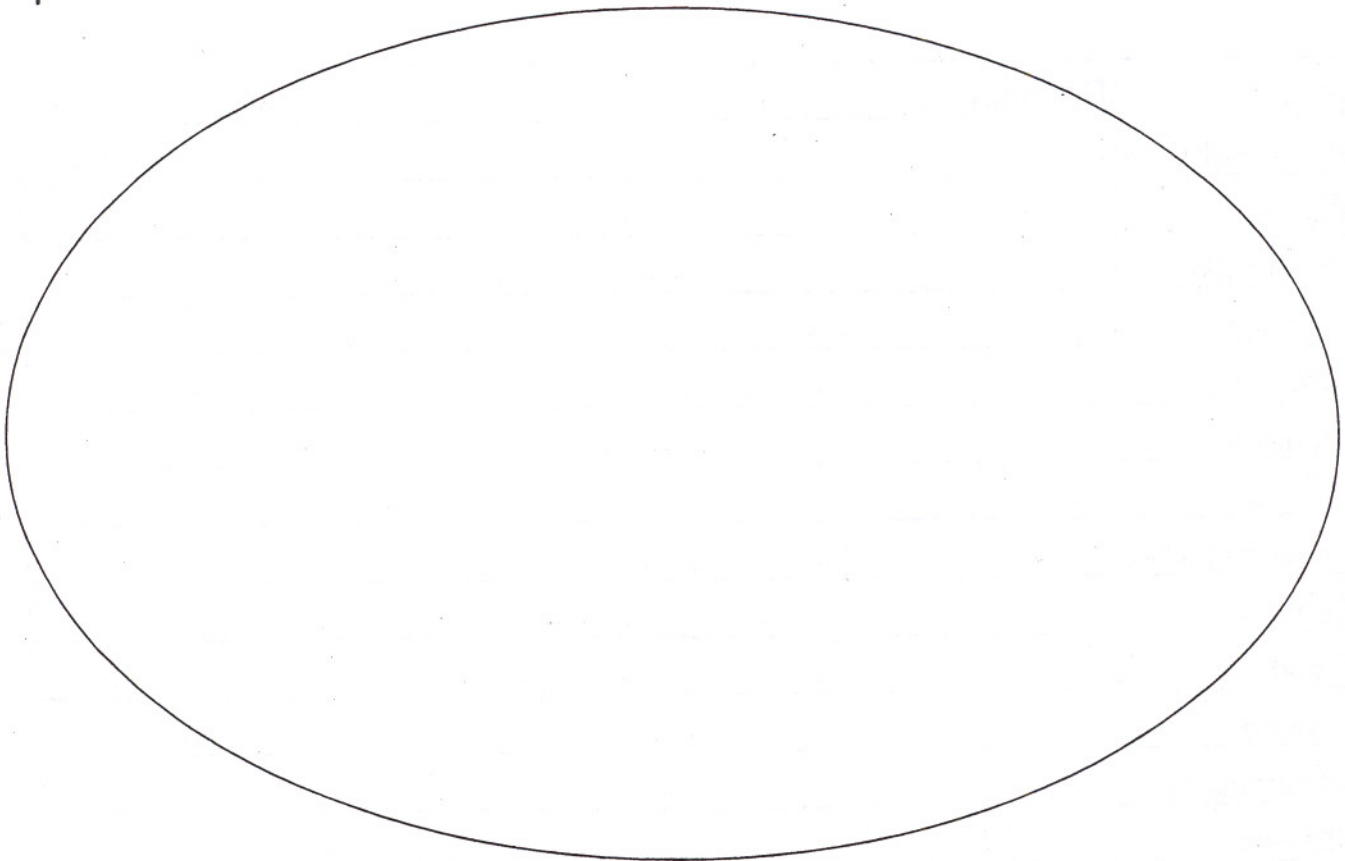
Name _____

Class _____

Vocabulary
Things Not Seen

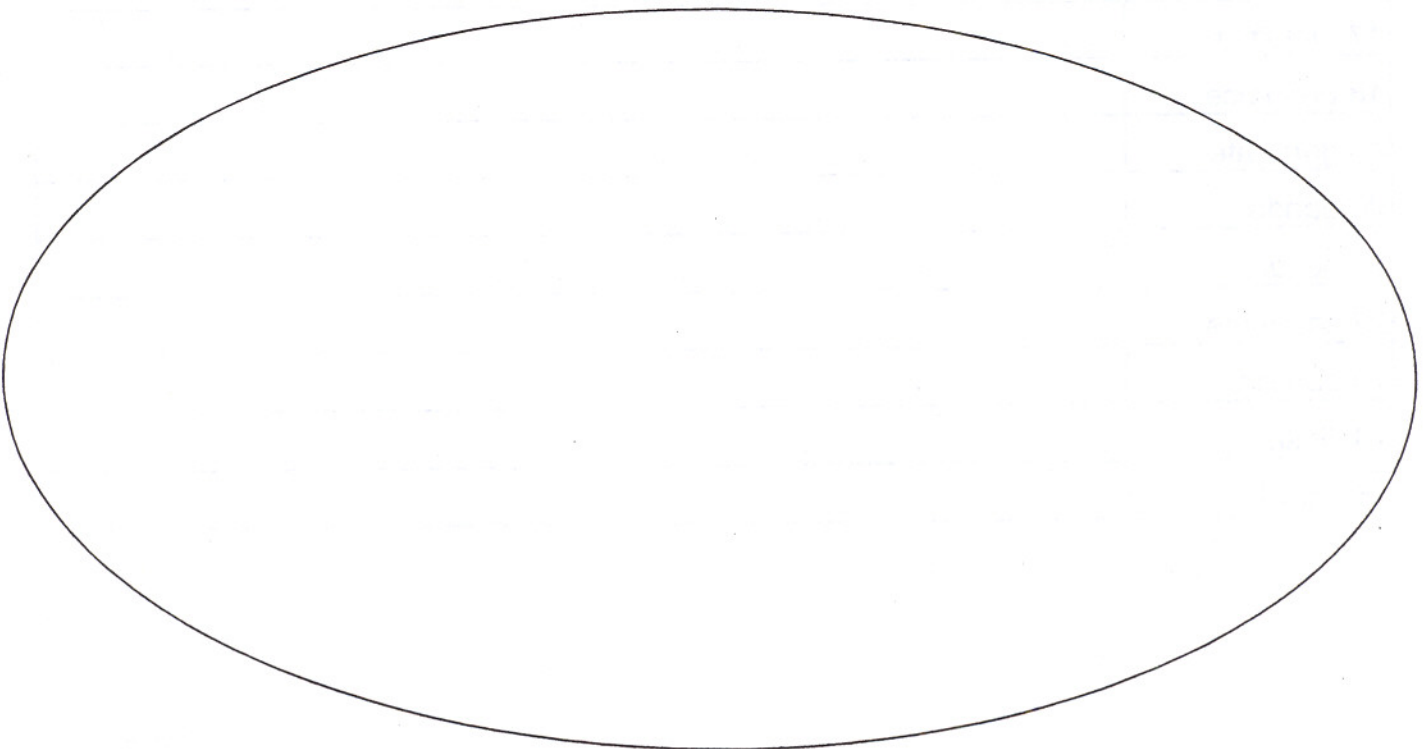
Word	Definition
1 perplexed	
2 disoriented	
3 schematic	
4. vintage	
5 sleuthing	
6. fugitive	
7. jargon	
8. imperceptible	
9 fatal	
10. corridor	
11. motto	
12. refraction	
13 beveled	
14 presume	
15 interrogate	
16. negotiator	
17. intuition	
18 prejudice	
19 generate	
20 gander	
21 hover	
22 commute	
23 banister	
24 illusion	
25 snivel	

Chapter Key Fact



The illustration (above) is from a scene on page _____.

The dialog (below) describes the key point of the illustration.



Rubric for Facebook Assignment

40points

Name_____ Class__ Date_____

Photo: please draw a picture of your main character using color and details (5 points)

Quote: Write in a quote, what you may find your character saying. (5 points)

Example: Bobby: "Hey, being invisible is kind of fun!"

Information: Please list family information. Who are his brothers/sisters? Does he live with both parents? One? (5 points)

Friends: Who does your character "hang out" with? List these friends in the friend box. At least 3 friends must be listed. (5 points)

Status message: In this box you will list what this character might be doing at certain times. (5 points)

Example: Alicia: "I'm at the library listening to books and working on homework."

Wall: The wall is a place where you can communicate with other friends. You would write their name and their comment and then respond with your name and your comment. *Must be 5 interactions! (15 points)

Example:

Bobby: How am I ever going to figure out how to be visible again?

Alicia: Maybe my dad could help, we could get together.

Bobby: That would be cool! I can't believe you told your parents!

Alicia: Well, I don't keep secrets, and I thought that Dad should know so he could try some experiment.

Bobby: I'm tired of people using me for experiments

Rubric for Facebook Assignment

40points

Name _____ Class__ Date____

Photo: please draw a picture of your main character using color and details (5 points)

Quote: Write in a quote, what you may find your character saying. (5 points)

Example: Bobby: "Hey, being invisible is kind of fun!"

Information: Please list family information. Who are his brothers/sisters? Does he live with both parents? One? (5 points)

Friends: Who does your character "hang out" with? List these friends in the friend box. At least 3 friends must be listed. (5 points)

Status message: In this box you will list what this character might be doing at certain times. (5 points)

Example: Alicia: "I'm at the library listening to books and working on homework."

Wall: The wall is a place where you can communicate with other friends. You would write their name and their comment and then respond with your name and your comment. *Must be 5 interactions! (15 points)

Example:

Bobby: How am I ever going to figure out how to be visible again?

Alicia: Maybe my dad could help, we could get together.

Bobby: That would be cool! I can't believe you told your parents!

Alicia: Well, I don't keep secrets, and I thought that Dad should know so he could try some experiment.

Bobby: I'm tired of people using me for experiments

Photo	Status Message
Quote	Wall
Information	
Friends	

Name _____

Story Pyramid

Directions: Using the pyramid, write words or phrases to summarize the story.

Line 1: One word that gives the setting

Line 2: Two words that identify the two main characters (in order of their appearance)

Line 3: Three words that explain the problem

Line 4: Two words that describe character #1; two words that describe character #2

Line 5: Two characters that interact with character #1; three characters that interact with character #2

Line 6: Six words that explain the resolution of the conflict

Line 7: Seven words that summarize your impression of the book

1 _____

2 _____

3 _____

4 _____

5 _____

6 _____

7 _____

Name _____

Characters With Character

Directions: A person's **character** is evaluated by his or her actions, statements, and by the way he or she treats others. For each of the attributes listed in the center of the page, write the name of one character from the novel who has this trait and the name of a character who does **not** have this trait. After each character's name, give an example of an action or statement which proves you have properly evaluated the character.

Has This Trait		Doesn't Have This Trait
	tells the truth	
	keeps promises	
	considers consequences of actions	
	sacrifices for others	
	listens to others without pre-judging them	
	is a good person	
	is kind and caring	

Name _____

Feelings

Directions: Complete the chart below for Bobby Phillips.

Describe Bobby in the beginning.	
Event #1:	Bobby feels ...
Event #2:	Bobby feels ...
Event #3:	Bobby feels ...
Event #4:	Bobby feels ...
Event #5:	Bobby feels ...
Event #6:	Bobby feels ...
Describe Bobby at the end.	

Summarize important events in the boxes below. Describe how Bobby feels after each one.

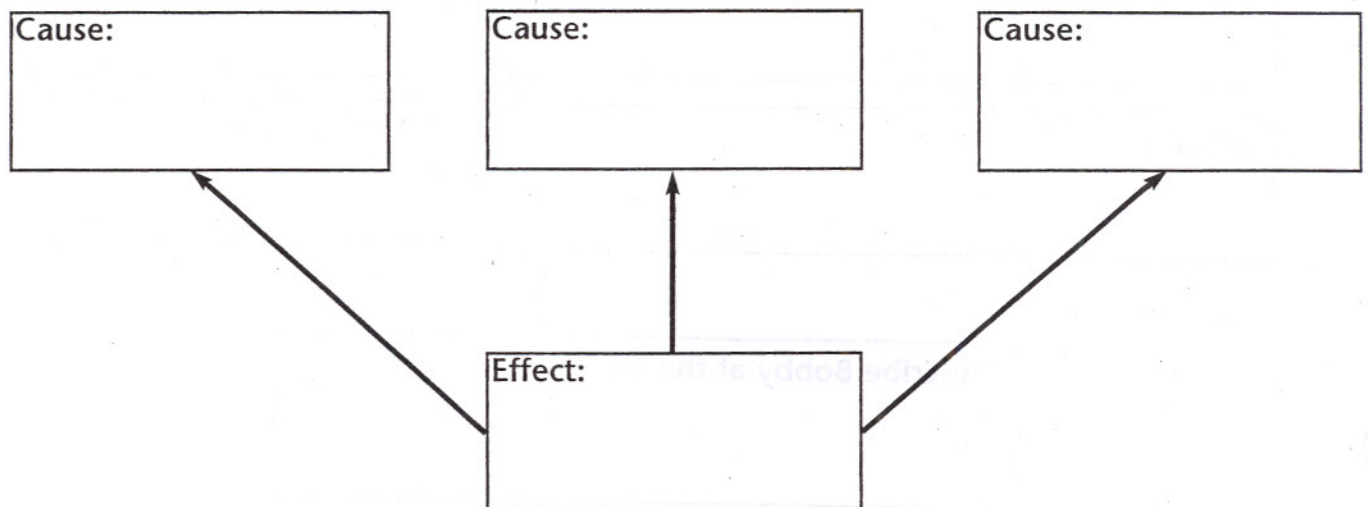
Name _____

Cause/Effect

Directions: To plot cause and effect in a story, first list the sequence of events. Then mark causes with a C and effects with an E. Sometimes in a chain of events, one item may be both a cause and an effect. Draw arrows from cause statements to the appropriate effects.

Events in the story	Cause	Effect
1.		
2.		
3.		
4.		
5.		
6.		
7.		
8.		
9.		
10.		

Another way to map cause and effect is to look for an effect and then backtrack to the single or multiple causes.



Name _____

Conflict

The **conflict** of a story is the struggle between two people or two forces. There are four main types of conflict: person vs. person, person vs. nature, person vs. society, or person vs. self.

Directions: In the space provided, list four conflicts a character experiences and justify why you identify it with that particular type of conflict. Then explain how each conflict is resolved in the story.

person vs. person

Conflict	Resolution

person vs. nature

Conflict	Resolution

person vs. society

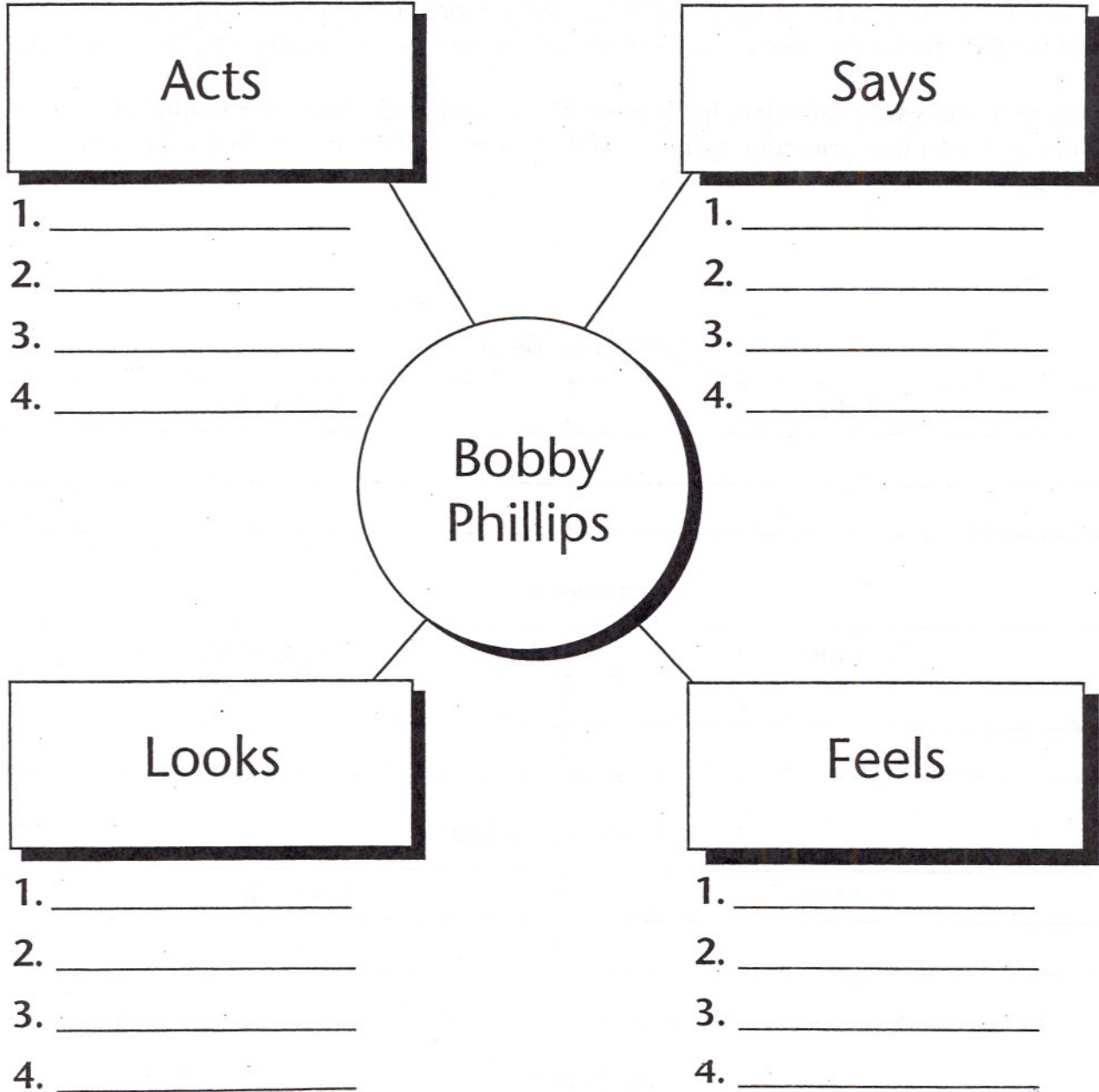
Conflict	Resolution

person vs. self

Conflict	Resolution

Name _____

C. Graphic Organizer: Complete the following character web for Bobby.



Title _____

Name _____

Type/Genre _____

SETTING

Time _____

Place _____

7. _____

6. _____

5. _____

4. _____

3. _____

2. _____

1. _____

Exposition

CHARACTERS:



Resolution

CLIMAX

RISE ACTION

FALLING ACTION

CONFLICT

Protagonist

Antagonist

WORKSHEET D

Unit 4: Rising Action

Theme/Message: _____

Title _____

Name _____

Type/Genre _____

SETTING

Time _____

Place _____

7. _____

6. _____

5. _____

4. _____

3. _____

2. _____

1. _____

Exposition

CHARACTERS:



Resolution

CLIMAX

RIISING ACTION

FALLING ACTION

CONFLICT

Protagonist

Antagonist

Theme/Message: _____